



# Linton Primary School

## Newsletter

9<sup>th</sup> March 2022

Issue 3 - 2022

### Respect Responsibility



## Pride

From the Principal:

Thanks to everyone who made the effort to come to our Welcome BBQ last week. It was a nice, relaxed night, we hope everyone enjoyed the chance to be social again. The children certainly all had a great time!

### Labour Day Public Holiday

Next Monday, 14<sup>th</sup> of March is a Public Holiday. We hope everyone enjoys the long weekend.

### Auslan

At the end of the Newsletter, we have some information from Mrs Munson. These are all the latest signs that the children have either covered already or will be learning this term.

### LDSSA

Athletics – Linton District School Sports Association (LDSSA)  
The LDSSA Annual Athletics Meeting will be taking place next Thursday, 17<sup>th</sup> March. This is held at the Linton Recreation Reserve – teaching staff will meet students at the reserve. It should be a wonderful day of athletics, whilst also providing an opportunity for students to mingle with a larger group of peers. The Athletics commence at 9:00 am sharp and are likely to conclude after 3:00 pm. **Students must arrive at 8:30 am** to be organised for the day. A copy of the program will be sent home with the newsletter today.

### Annual Implementation Plan

Our 2021 Annual Implementation Plan is now complete. The key focus areas for the year are Numeracy, Connections and Wellbeing. This can be seen on the snapshot below. If anyone has any questions, please don't hesitate to contact the school.

### Clean Up Australia Day

A huge thanks to Kylie Turville for inviting us to take part in Clean Up Australia Day and sharing the resources! It was a wonderful experience for students and staff.

### Information from Angela 😊

Please see the important information from Angela below regarding the conveyance allowance and Camps, Sports & Excursions Fund (CSEF).

IT'S A  
GREAT  
DAY  
TO HAVE  
A GREAT  
DAY

28 Adair Street  
Linton Vic 3360

Phone: 5344 7341

Mobile: 0429 694 011

[linton.ps@education.vic.gov.au](mailto:linton.ps@education.vic.gov.au)

website:

[www.lintonps.vic.edu.au](http://www.lintonps.vic.edu.au)

### Important Dates

Monday, 14 <sup>th</sup> March	Labour Day Public Holiday
Thursday 17 <sup>th</sup> March	Linton District Sports
Friday 8 <sup>th</sup> April	Last day of Term 1
Tuesday 26 <sup>th</sup> April	First day of Term 2 😊
Friday 29 <sup>th</sup> April	Curriculum Day (no school)

Linton PS is  
a Child Safe  
School

### School Bank Details

Parents wishing to make  
payments via direct deposit:

BSB: 063838

Account: 10018078

Please use student or family  
name in the reference field.

### **Student Free Days**

School Council has approved the following student free days:

- Friday, 29<sup>th</sup> April (Numeracy Professional Learning)
- Friday, 10<sup>th</sup> June (Reporting and Assessment)
- Monday, 31<sup>st</sup> October (Professional Learning and Assessment)

### **School Plantation**

Did you know our school has a plantation? If you are interested in learning more or being involved in the school plantation, please don't hesitate to contact the school.

### **Breakfast Club**

We will relaunch our Breakfast Club program, starting this Friday. Students are welcome to come in early each Friday, with breakfast served from 8:30 am. The aim of Breakfast Club is to give students a great, healthy meal to start their day, whilst also getting the chance to be social.

### **Somers Camp**

We have some very excited Year 5 students who have taken up the opportunity to attend Somers Camp this year. Somers Camp is a 9-day adventure camp, located in Somers on the Mornington Peninsula. We hope that Jayden and Lexie have a wonderful time and can't wait to hear about all their adventures!

### **Enrolments in 2022 and beyond**

Reminder - Enrolments are now being encouraged and welcomed for students starting in any year level in 2022 and beyond. If you know of a local family with children who need to experience our fantastic neighbourhood school, please let me know.

### **Staff emails**

Miss S. – [kirsty.sizeland@education.vic.gov.au](mailto:kirsty.sizeland@education.vic.gov.au)

Mrs Mitchell – [erin.mitchell@education.vic.gov.au](mailto:erin.mitchell@education.vic.gov.au)

Mr Robinson – [stuart.robinson@education.vic.gov.au](mailto:stuart.robinson@education.vic.gov.au)

School email – [linton.ps@education.vic.gov.au](mailto:linton.ps@education.vic.gov.au)

### **Appreciation**


I appreciate everyone who made the time to attend our welcome BBQ last Monday (thanks to Kirk for cooking)!

As always if you have any issues or questions, please don't hesitate to contact the school, myself personally, or your child's classroom teacher.

Have a great week and stay safe!

Stuart Robinson 😊

Acting Principal



**RESPECT**  
**RESPONSIBILITY**  
**PRIDE**

### **Conveyance Allowance**

If you fall into the below criteria you may be eligible for a Conveyance Allowance:

An application on behalf of a student may be submitted if the student is:

- a Victorian resident;
- school aged and enrolled (3) three or more days per week at a school; and
- attending a school/campus located outside the Melbourne metropolitan conveyance boundary

A student who meets the above requirements may be eligible if they:

- attend their nearest or designated neighbourhood government school/campus appropriate to their year level, at which admission is permissible, or
- attend their nearest appropriate non-government school/campus appropriate to their year level, at which admission is permissible, and
- reside 4.8km or more by the shortest practicable route from the campus attended

If you meet the above criteria, please collect a form from the foyer and return it to school by Tuesday 15<sup>th</sup> March. If you currently receive a Conveyance Allowance and your circumstances haven't changed there is no need to fill out a new form.

### **Camps, Sports and Excursions Fund (CSEF)**

If you hold a valid means-tested concession card or are a temporary foster parent, you may be eligible for \$125 CSEF. The allowance is paid to the school to use towards expenses relating to camps, excursions, or sporting activities for the benefit of your child. If you received this fund in 2021 you do not need to do anything unless your circumstances have changed. If you meet the necessary requirements, please collect a form from the foyer and return it to school as soon as possible. Please see attached flyer for further information.

If you have any questions relating to either, please feel free to email me  
[angela.burgoyne@education.vic.gov.au](mailto:angela.burgoyne@education.vic.gov.au)

Thanks,

Angela

Business Manager

Linton Primary School





# ***3 BIG THINGS @ LPS 2022***

## **ANNUAL IMPLEMENTATION PLAN**



**Numeracy**

**Connections**

**Wellbeing**



Respect, Responsibility &  
Pride



## FINANCIAL ASSISTANCE

### INFORMATION FOR PARENTS

Every Victorian child should have access to the world of learning opportunities that exist beyond the classroom. The Camps, Sports and Excursions Fund helps ensure that no student will miss out on the opportunity to join their classmates for important, educational and fun activities. It is part of making Victoria the Education State and the Government's commitment to breaking the link between a student's background and their outcomes.

#### CAMPS, SPORTS & EXCURSIONS FUND (CSEF)

School camps provide children with inspiring experiences in the great outdoors. Excursions encourage a deeper understanding of how the world works while sports teach teamwork, discipline and leadership. All are a part of a healthy curriculum.

CSEF is provided by the Victorian Government to assist eligible families to cover the costs of school trips, camps and sporting activities.

If you hold a valid means-tested concession card or are a temporary foster parent, you may be eligible for CSEF. A special consideration category also exists for asylum seeker and refugee families. The allowance is paid to the school to use towards expenses relating to camps, excursions or sporting activities for the benefit of your child.

The annual CSEF amount per student is:

- \$125 for primary school students
- \$225 for secondary school students

#### MORE INFORMATION

For more information about CSEF visit:

<https://www.education.vic.gov.au/about/programs/Pages/csef.aspx>

#### HOW TO APPLY

New applicants should contact the school office to obtain a CSEF application form or download from the website below.

If you applied for CSEF at your child's school last year, you do not need to complete an application form this year unless there has been a change in your family circumstances.

You only need to complete an application form if any of the following changes have occurred:

- **new student enrolments;** your child has started or changed schools this year.
- **changed family circumstances;** such as a change of custody, change of name, concession card number, or new siblings commencing this year.

Check with the school office if you are unsure.





# Topic : Farm Animals



**Bull**

**How to sign it :** Both hands point upwards with palm down away from body at head height to make cow's horns  
**Hints :** Bulls have pointy horns



**Camel**

**How to sign it :** With fingers curved forward, palm down, move hand across body from in front of opposite shoulder in two arcs, like tracing two humps.  
**Hints :** Camels have 2 humps



**Cat**

**How to sign it :** Stroke the back of flat hand twice.  
**Hints :** Stroke the cat



**Chicken**

**How to sign it :** Start with pointer and thumb extended, but apart, near mouth. Move fingers together and downwards and tap on palm of other hand two or three times.  
**Hints :** Chickens peck for food.



**Cow**

**How to sign it :** With fists at temples move hands outwards and upwards in an arc.  
**Hints :** The cow's horns are thick and curved.



**Deer**

**How to sign it :** Hold up hands each side of head with fingers spread, like antlers, and move outwards.  
**Hints :** Deers have large antlers



**Dog**

**How to sign it :** Pat upper leg with flat hand two or three times.  
**Hints :** Pat your thigh to call the dog




**Donkey**

**How to sign it :** Flat hand beside head, move forward and backwards alternately, like ears  
**Hints :** Donkeys have large, floppy ears



**Duck**

**How to sign it :** With fingers and thumb both extended forward from palm, and apart, in front of mouth tap thumb and fingers together twice.  
**Notes :** Also used to sign goose  
**Hints :** Ducks have flat beaks



**Farm animals**

**How to sign it :** Start with hand flat, palm facing down, thumb resting at top of stomach. Move hand down in an arc, back to lower stomach with palm upwards (farm). Then, with pointer and little fingers pointing up and thumb touching other fingers, move hand forward (animal).  
**Hints :** The farmer owns animals



**Farmer**

**How to sign it :** Start with hand flat, palm facing down, thumb resting at top of stomach. Move hand down in an arc, back to lower stomach with palm upwards.  
**Hints :** The farmer has a big tummy



**Fox**

**How to sign it :** Place hand in front of nose with fingers bent towards you and thumb extended, move hand away while closing fingers towards thumb. Like tracing the snout  
**Notes :** also used to sign wolf  
**Hints :** The fox has a pointy nose



**Goat**

**How to sign it :** With hand in a fist, thumb pointing upwards; start with hand on chin and draw hand down and then forwards in a small arc.  
**Hints :** The goat has a beard



**Goose**

**How to sign it :** With fingers and thumb both extended forward from palm, and apart, in front of mouth tap thumb and fingers together twice.  
**Notes :** Also used to sign duck  
**Hints :** The goose has a flat beak



**Horse**

**How to sign it :** With pointer and middle fingers extended and pointing forward, rest pointer and middle fingers of your other hand on either side of the fingers of first hand. Then move hands, together, forward in an arc twice.  
**Hints :** You can ride a horse



**Mouse**

**How to sign it :** With pointer finger curved, and fingertip resting under lips, rotate hand at wrist left and right.  
**Hints :** Mice eat cheese



### Pig

**How to sign it :** Move fist, with thumb towards nose, in a small circle around nose.

**Hints :** Pigs have round noses



### Rabbit

**How to sign it :** With pointer and middle fingers of one hand extended and pointing upwards, thumb extended and touching temple, bend fingers forward twice quickly.

**Hints :** Rabbits have big ears



### Rabbit

**How to sign it :** With pointer and middle fingers of both hands extended and pointing upwards, thumbs extended and touching temples, bend fingers forward twice quickly.

**Hints :** Rabbits have big ears



### Sheep

**How to sign it :** With both thumb and little finger extended from fist, stoke little finger upwards on cheek twice.



### Tractor

**How to sign it :** Draw a curved belly with your flat hand (farm) then move hands back and forward as though holding a large steering wheel (truck).



# Topic : Creatures with Wings



**Bird**

**How to sign it :** Bring pinched fingers in front of mouth and open and close, like a bird's beak

**Hints :** Birds have beaks



**Budgerigar**

**How to sign it :** With pointer finger crooked from fist, place back of hand on chin and move pointer finger to touch thumb several times.

**Hints :** Budgerigars have small hooked beaks



**Chicken**

**How to sign it :** Start with pointer and thumb extended, but apart, near mouth. Move fingers together and downwards and tap on palm of other hand two or three times.

**Hints :** Chickens peck for food.



**Cockatoo**

**How to sign it :** Place flat hand above head so that thumb touches head. Rotate hand forward and spread fingers.

**Notes :** Also used to sign punk and centurion

**Hints :** Cockatoo's have a crest on their heads



**Duck**

**How to sign it :** With fingers and thumb both extended forward from palm, and apart, in front of mouth tap thumb and fingers together twice.

**Notes :** Also used to sign goose

**Hints :** Ducks have flat beaks



**Emu**

**How to sign it :** Move bunched hand forwards and backwards (like a pecking emu beak)

**Hints :** Emus have long necks and peck at things



**Kookaburra**

**How to sign it :** With thumb, pointer and middle fingers extended and apart, pointing forward, place thumb near corner of mouth and move hand forward in a two small arcs.

**Hints :** Kookaburras often laugh



**Owl**

**How to sign it :** Circle hands in front of eyes with either pointing fingers or thumbs

**Hints :** The owl has big, round eyes



**Parrot**

**How to sign it :** With back of hand against chin, thumb pointing forward, and pointer finger curved downwards; move pointer finger down to thumb twice, like a parrot beak

**Notes :** derived from bird

**Hints :** The parrot has a large hooked beak



**Penguin**

**How to sign it :** With arms straight next to sides and hands flat and pointing out, like flippers. Move hands up and down alternately, while moving body from side to side as if waddling.

**Hints :** Penguins waddle with their wings by their side



**Rainbow Lorikeet**

**How to sign it :** With fingers slightly spread, and palm facing you, form an arc with hand from one side to the other (rainbow). Move curved pointer finger down twice, like a parrot beak (parrot).

**Hints :** A rainbow lorikeet is a colourful parrot



**Swan**

**How to sign it :** Rest elbow on the back of other wrist. Extend pointer and middle fingers together above extended thumb. Move hand backward and pinch fingers

**Hints :** Swans heads sway back and forwards while they swim

**LINTON DISTRICT SCHOOL SPORTS ASSOCIATION  
(Affiliated V.P.S.S.A.)**

**Annual Athletics Meeting Thursday 17<sup>th</sup> March 2022**

Commencing 9 a.m. sharp. Concluding after 3 p.m.

Back Up Day Thursday 31<sup>st</sup> March 2022

**PARTICIPATING SCHOOLS/CAMPUSES**

Cape Clear	Lynly Doherty	Purple
Linton	Stuart Robinson	Red
Napoleons	Sue Izard	White
Woody Yaloak	Corey Pohlner	
Smythesdale Campus	Stephen Cox	Gold
Snake Valley Campus	Jamie Dwyer	Royal Blue
Scarsdale Campus	Eamon Johnson	Green
Ross Creek Campus	Nathan Harris	Light Blue

**PROGRAM**

<u>Morning</u>	Track Events: Ages 5 to 8	Field Events: Ages 9 to 12
<u>Lunch</u>	Approx 12 noon to 12.30 p.m.	
<u>Afternoon</u>	Track Events: Ages 9 to 12	Field Events: Ages 5 to 8

**OFFICE BEARERS**

**President:** Jo Angel

**Vice President:** Fiona Collins

**Co-Ordinators:** Jo Angel & Fiona Collins

**Assistant Co-Ordinator:** Jamie Dwyer

**Committee:** Stephen Cox, Lynly Doherty, Sue Izard, Eamon Johnson, Erin Mitchell, Corey Pohlner & Stuart Robinson

**SERVICES**

**First Aid:** CERT Team

**Catering:** Napoleons Primary School

**RIBBONS**

First: Blue      Second: Red      Third: Green      Fourth: White (for relays only)

"Well Done" Ribbons will be given to all non- placegetters in sprints

*Thank you to the Golden Plains Shire and staff for their assistance with ground preparation*

## Morning Program

### SENIOR AGE GROUPS (AGES 9 to 12) FIELD EVENTS

<u>Group</u>			<u>Event</u>		
9 year girls	[1]	BREAK	Long Jump	Discus	Shot Put
9 year girls	[2]	BREAK	Long Jump	Discus	Shot Put
9 year boys	[1]	BREAK	Long Jump	Discus	Shot Put
9 year boys	[2]	BREAK	Long Jump	Discus	Shot Put
10 year girls	[1]	Shot Put	BREAK	Long Jump	Discus
10 year girls	[2]	Shot Put	BREAK	Long Jump	Discus
10 year boys	[1]	Shot Put	BREAK	Long Jump	Discus
10 year boys	[2]	Shot Put	BREAK	Long Jump	Discus
11 year girls	[1]	Discus	Shot Put	BREAK	Long Jump
11 year girls	[2]	Discus	Shot Put	BREAK	Long Jump
11 year boys	[1]	Discus	Shot Put	BREAK	Long Jump
11 year boys	[2]	Discus	Shot Put	BREAK	Long Jump
12/13 year girls	[1]	Long Jump	Discus	Shot Put	BREAK
12/13 year girls	[2]	Long Jump	Discus	Shot Put	BREAK
12/13 year boys	[1]	Long Jump	Discus	Shot Put	BREAK
12/13 year boys	[2]	Long Jump	Discus	Shot Put	BREAK

### JUNIOR AGE GROUPS (AGES 5 to 8) TRACK EVENTS

Foundation and 6 year Sprints	(40 metres)
7 and 8 year Sprints	(50 metres)
Shuttle Relays	(30 metres)

## Afternoon Program

### JUNIOR AGE GROUPS (AGES Foundation to 8) FIELD EVENTS

<u>Group</u>		<u>Event</u>			
Foundation girls	[1]	Discus	Shot Put	BREAK	Long Jump
Foundation girls	[2]	Discus	Shot Put	BREAK	Long Jump
Foundation boys	[1]	Discus	Shot Put	BREAK	Long Jump
Foundation boys	[2]	Discus	Shot Put	BREAK	Long Jump
6 year girls	[1]	Shot Put	BREAK	Long Jump	Discus
6 year boys	[1]	Shot Put	BREAK	Long Jump	Discus
7 year girls	[1]	Long Jump	Discus	Shot Put	BREAK
7 year girls	[2]	Long Jump	Discus	Shot Put	BREAK
7 year boys	[1]	Long Jump	Discus	Shot Put	BREAK
7 year boys	[2]	Long Jump	Discus	Shot Put	BREAK
8 year girls	[1]	BREAK	Long Jump	Discus	Shot Put
8 year girls	[2]	BREAK	Long Jump	Discus	Shot Put
8 year boys	[1]	BREAK	Long Jump	Discus	Shot Put
8 year boys	[2]	BREAK	Long Jump	Discus	Shot Put

### SENIOR AGE GROUPS (AGES 9 to 12) TRACK EVENTS

INVITATION EVENT 10/11/12 800 Metres. Children invited into these events on the basis of meeting qualifying times. There may be children from different age groups running against each other but every child will be timed and ribbons awarded within age groups. Times will be recorded and information used when inviting children to run in Division 800 and 1500m events in September.

9 year Sprints	( 75 metres)
10, 11 and 12 year Sprints	(100 metres)
Loop Relays (school / campus teams of 6)	

ASSEMBLY

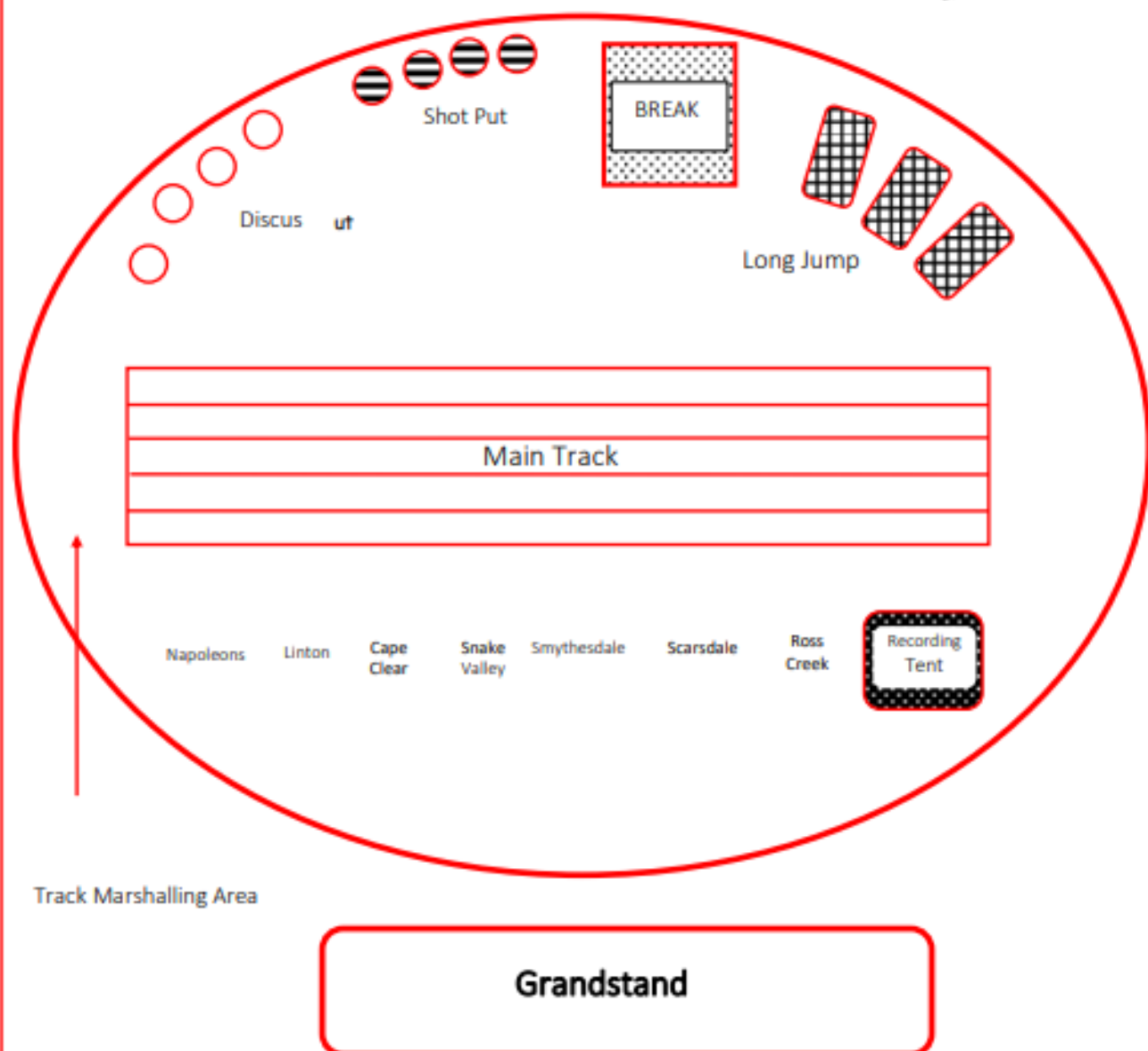
PRESENTATIONS

DISMISSAL



# LINTON DISTRICT SCHOOL SPORTS ASSOCIATION

## ATHLETICS CARNIVAL 2022



Track Marshalling Area

Grandstand